



MTQ系列移动固态硬盘  
MTQ Series Portable SSD

使用说明  
User Manual

感谢您选择ORICO!

在您使用本产品前，请仔细阅读这份用户使用说明书!

## 产品清单

请依照以下清单检查包装内的产品和配件是否齐全。如果有任何问题可随时联系您的经销商或者ORICO客户服务中心以获得支援。

1. 产品本体 ..... 1 PCS
2. 数据线 ..... 1 PCS
3. 说明书 ..... 1 PCS
4. 感谢卡 ..... 1 PCS

**温馨提示：**因产品生产批次不同，产品包装、外观或者配件可能会有所变更，并与此使用说明提供的图片、外观、说明不一致，请您以收到的实际产品为准，若由此给您带来不便请您谅解，谢谢!

## 产品特点

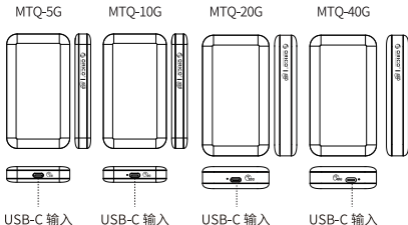
- 采用IML汽车工艺，耐划伤、耐腐蚀性强、使用寿命长。立体感好，产品整体更有质感。
- 工作不发烫，数据传输更稳定。（说明：40Gbps版本为超高性能版本，会有发烫的情况）
- 多彩塑料外壳+锌合金中框，外观设计来源于蒙太奇设计理念，时尚潮流。
- 坚固耐用，抗震防摔，有效保护数据。
- 采用高性能主控方案，支持UASP加速协议。
- 采用优良的FLASH 颗粒，更快的完成数据传输需求。

- USB-C 输出接口，支持正反插拔。
- 配置 0.3米的二合一数据线，适用于在不同接口的主机端下使用。
- 兼容多种设备，可与PC、笔记本、智能手机、游戏主机、路由器等连接。
- 兼容多平台操作系统，支持Windows、Mac OS、Linux、Android、iPad 等操作系统。

## 规格参数

产品名称	移动固态硬盘			
产品型号	MTQ-5G	MTQ-10G	MTQ-20G	MTQ-40G
材质	塑料+锌合金			
颜色	多色			
尺寸	110(L)*60.4(W)*15(H)mm/5G			
	110(L)*60.4(W)*15(H)mm/10G			
	115(L)*63(W)*21(H)mm/20G			
	115(L)*63(W)*21(H)mm/40G			
传输协议	5Gbps	10Gbps	20Gbps	40Gbps

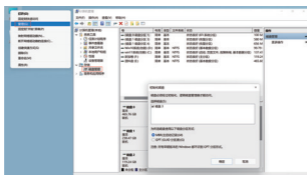
## 产品图示



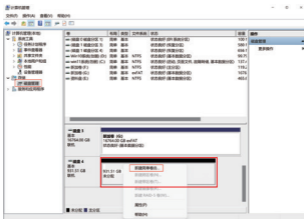
## 首次使用指引

为了用户使用的安全性以及硬盘为全新未使用的状态,因此移动硬盘需要用户自己进行初始化操作,具体操作如下:

1. 鼠标右键单击电脑桌面的“计算机(此电脑)”,单击-管理,打开磁盘管理,会自动弹出以下界面,2TB及以下的容量选择MBR分区形式,如果硬盘容量超过2T需要选择GPT分区形式,否则系统将无法完全显示出硬盘容量。



2. 找到未分配的移动硬盘，在红框区域里面单击鼠标右键，选择-新建简单卷。



3. 选择下一页。



4. 如果只需要分一个分区,简单卷大小这里不用更改。如果需要分多个分区,也就是会在电脑里面显示多个硬盘出来,就在这里自定义大小,然后选择下一页。



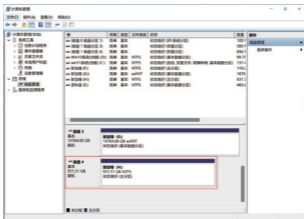
5. 一般默认,选择下一页。



6. 一般默认, 选择下一页, 然后单击完成即可。

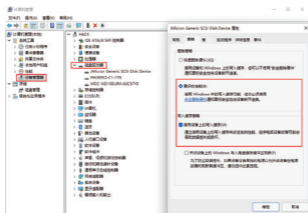


7. 完成后, 可以看到已经初始化好的硬盘。



## 移动硬盘使用额外知识分享：

如想要更高的性能，可将硬盘策略设置为更好的性能并开启写入缓存，不过在拔掉移动硬盘之前需要手动弹出硬盘，但是可能会影响硬盘使用寿命，请慎重选择使用！



## 数据线使用说明：



数据线在使用时，如图所示，三角形与速率标识在同一面时，USB-A口最大速率为10Gbps，否则USB-A口只有480Mbps。MTQ-40G是单独的两条线，CTC 40Gbps和ATC 10Gbps。



## 注意事项:

### 关于容量

硬盘等存储类产品采用十进制计算方式: 1GB=1000MB, 区别于电脑手机等电子设备操作系统的二进制计算方式:

1GB=1024MB,另系统文件和维护使用可能会占用一部分容量,因此可用容量低于产品标签上说明的容量属于正常现象,不是产品质量问题。

### 读写速度

存储产品的读取速度除了和产品自身的芯片有关外,还和产品的使用环境(如操作系统、主板接口、文件类型以及其他硬件配置等),以及软件与读写文件的大小等因素都有关系。

ORICO产品标注的数据均为ORICO内部实验室测试数据,实际性能可能会因主机设备,使用环境及其他因素的不同而有所差异。如有疑问可联系官方客服进行咨询。

### 关于发热

产品使用中轻微发热属于正常现象,当产品通电后进行数据的传输读写,会使产品里面的电子元件散发出热量,根据通电时间长短以及读写操作的频繁程度,产生的热量也有所不同。并且产品使用环境不同,发热温度也会有所差异,产品出厂前都经过严格的质检,请放心使用。如过长时间频繁读写,使得产品发热升高较明显,建议暂停一段时间后再使用。

## 安全须知

1. 请勿撞击、扔掷、针刺本产品，并避免跌落、挤压、弯曲产品。
2. 请勿在潮湿环境中使用或储存本产品，并避免本产品被液体浸湿或冲洗。
3. 请勿在高温、高粉尘环境中使用产品，并远离火源。
4. 请勿将本产品放置在日光中曝晒。
5. 请勿将本产品置于有腐蚀性物品的环境，严禁使用其他化学溶液清洗本产品。
6. 请勿将产品及附件放置于具有强大电磁场的器具中，以及远离磁性设备。
7. 请将产品及附件放在儿童触摸不到的地方，请勿让儿童在无人监管的情况下使用产品。
8. 请勿擅自拆卸和维修产品及附件，只有授权机构才可维修本产品。
9. 如需要配备电源适配器的产品，请使用本公司指定的电源适配器。
10. 本产品使用过程中如有任何问题，可随时与您的经销商或ORICO客户服务中心联系。

# 保修说明

## 保修条例

ORICO 产品的售后服务严格依据《中华人民共和国消费者权益法》、《中华人民共和国产品质量法》，实行售后三包服务，服务内容如下：

1. 自签收之日起7日内，产品出现性能故障并由ORICO客户服务中心鉴定之后，可享受退货、换货或免费维修服务。
2. 自签收起8-15日内，产品出现性能故障并由ORICO客户服务中心鉴定之后，可享受换货或免费维修服务。
3. 自签收之日起12月内，产品出现性能故障并由ORICO客户服务中心鉴定之后，可享受免费维修服务。

## 保修限制条款

深圳市元创时代科技有限公司保修条款不适用于以下情况：

1. 超过保修条款期限。
2. 未经授权拆解、改动或维修过的产品，以及碰撞、进液、摔坏等人为损坏。
3. 水灾、火灾、雷击、地震等不可抗力造成的损坏。
4. 与本使用说明不一致的错误操作。
5. 产品或包装盒条码与实物不符，以及被涂改、撕毁。
6. 未经授权使用非原装配件造成的损坏。
7. 无有效的购买凭证。

# 声明

深圳市元创时代科技有限公司，版权所有

感谢您购买ORICO产品，为了更好的使用本产品的所有功能，请您在使用产品之前仔细阅读本使用说明介绍的产品功能、使用说明以及注意事项。

ORICO®为深圳市元创时代科技有限公司注册商标。

本使用说明中提及的其他所有产品名称、商标、服务名称和公司名称，由其各自的所有者拥有。

本使用说明所提及的信息仅供参考，深圳市元创时代科技有限公司保留随时修改本使用说明中任何信息的权利，无需提前通知。除非有特殊约定，本使用说明仅作为使用指导，本使用说明中的所有陈述、信息等均不构成任何形式的担保。深圳市元创时代科技有限公司不对因使用本使用说明相关内容及本使用说明描述的产品而产生的任何特殊的、附带的、间接的、继发性的损害进行赔偿，也不对任何利润、数据、商誉或预期节约的损失进行赔偿。在相关法律允许的范围内，在任何情况下，深圳市元创时代科技有限公司对您因为使用本使用说明描述的产品而遭受的损失的最大责任(除在涉及人身伤害的情况中根据适用的法律规定的损害赔偿外)以您购买本产品所支付的价款为限。

Thank you for choosing ORICO products!  
Please read this user manual carefully before using.

## What's in the Box

Please check if the following product and accessories in the box before using this product. Do remember to contact your retailer or orico customer care team when anything missing or broken.

1. Product .....1 PCS
2. Data Line .....1 PCS
3. User manual .....1 PCS
4. Service card .....1 PCS

**Warm Prompt:** The Product, accessories and package may optimized for better application or performance. We sincerely sorry that they may not exactly match with what showing in manual and appreciate your understanding. Please adhere to the original products and contact ORICO customer care team if any further concern. Thank you very much.

## About this Product

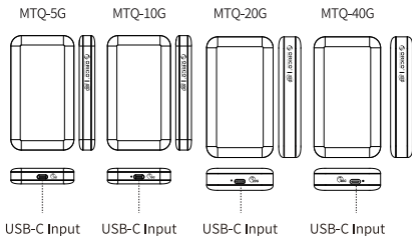
- Adopt IML high-end process, scratch resistance, corrosion resistance and long service life. Good sense of three-dimensionality, the overall product has more texture.
- Work without getting hot, more stable data transmission. (Note: 40Gbps version is ultra-high performance version, there will be hot situation)

- Colorful plastic shell + zinc alloy frame, the appearance of the design from the Montage design concept, fashionable and trendy.
- Rugged, shock and drop resistant, effective data protection.
- Adopt high performance master control solution and support UASP acceleration protocol.
- The use of excellent FLASH particles, to complete the data transfer needs faster.
- USB-C output interface, supports forward and reverse plugging.
- Equipped with 0.3m 2-in-1 cable, suitable for use under the host end of different interfaces.
- Compatible with a variety of devices, can be connected with PC, laptop, smartphone, game console, router, etc.
- Compatible with multi-platform operating systems, supporting Windows, Mac OS, Linux, Android, iPad and other operating systems.

# Specifications

Name	Portable SSD			
Model	MTQ-5G	MTQ-10G	MTQ-20G	MTQ-40G
Material	Plastic + Zinc Alloy			
Color	Multicolor			
Size	110(L)*60.4(W)*15(H)mm/5G			
	110(L)*60.4(W)*15(H)mm/10G			
	115(L)*63(W)*21(H)mm/20G			
	115(L)*63(W)*21(H)mm/40G			
Transfer Protocol	5Gbps	10Gbps	20Gbps	40Gbps

## Product Illustration



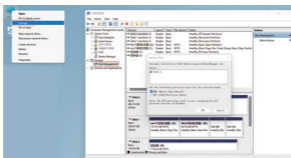
# First-use Guide

In order for the user to use the security and hard drive for the new unused state, so the mobile hard drive needs to be initialized by the user himself, as follows:

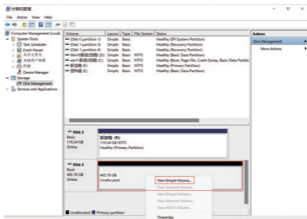
1. Find the 'This PC' on your computer desktop, right-click, and select 'Management'.

Open 'Disk Management' and a pop-up comes out. If the SSD capacity is smaller than 2TB, select 'MBR'.

Otherwise, select 'GPT'.

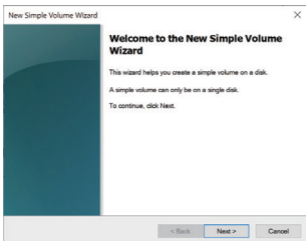


2. Open Disk Management, select the SSD, right-click within the marked red frame, and select 'New Simple Volume'.

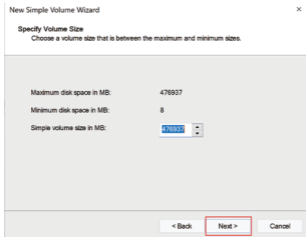




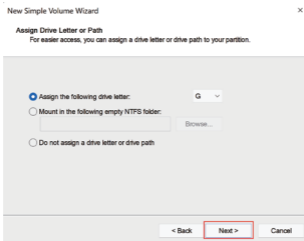
### 3. Select 'Next'



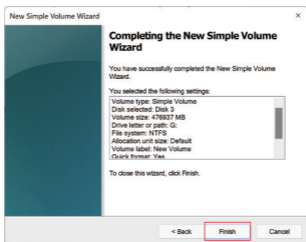
4. If you only need one partition, no need to change the capacity. Otherwise, type the number you want and select 'Next'.



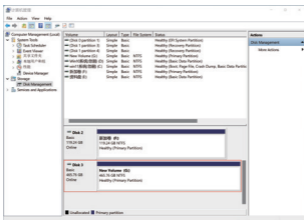
5. Follow the default option, and select the 'Next Page'.



6. Follow the default option, and select the 'Next Page' until 'Finish'.

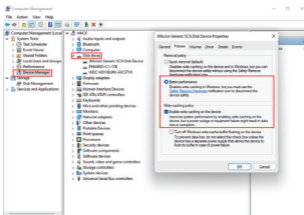


## 7. Initialization completed.

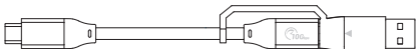


### Mobile hard disk use additional knowledge sharing:

If you want higher performance, you can set the drive policy to better performance and turn on write caching, however, you need to manually eject the drive before unplugging the removable drive, but it may affect the life of the drive, so please choose to use it carefully!



## Instructions for using the data cable



When the data cable is in use, as shown in the figure, the maximum rate of the USB-A port is 10Gbps when the triangle and the rate mark are on the same side, otherwise the USB-A port is only 480Mbps.

MTQ-40G is two separate lines, CTC 40Gbps and ATC 10Gbps.

## Caution

### About Capacity

Hard disk and other storage products use decimal calculation: 1GB = 1000MB, different from the computer and cell phones and other electronic devices operating system binary calculation: 1GB = 1024MB, another system files and maintenance use may take up part of the capacity, so The available capacity is lower than the capacity stated on the product label is normal and not a product quality issue.

### Read and write speed

Storage products read speed in addition to the product itself chip, but also with the product's use of the

environment (such as operating systems, motherboard interfaces, file types and other hardware configurations, etc.), as well as software and read-write file size and other factors are related. The data marked on ORICO products are all ORICO internal lab test data, actual performance may vary depending on the host device. The use environment and other factors may vary. If you have any questions, please contact the official customer service for consultation.

### **About fever**

The slight heating in use is normal, when the product is powered on for data transmission read and write, it will make the product inside. The electronic components emit heat, and the heat generated according to the length of the power-on time and the frequency of the reading and writing operations. The product is different. And the products are used in different environments, the heating temperature will be different, the products are factory after strict Quality control, please feel free to use. If too long and frequent reading and writing, making the product heat rise more obvious, it is recommended to suspend a period of time before using it.

### **Notice**

1. Please do not hit, throw, or puncture the product, and avoid dropping, squeezing, or bending.
2. Please do not use or store this product in a humid

environment and avoid being wetted or rinsed with liquids.

3. Please do not use the product in a hot, high-dust environment and keep it away from fire.
4. Please do not expose this product to the sun.
5. Please do not place this product in a corrosive environment. Do not use other chemical solutions to clean the product.
6. Please do not place the product or accessories in appliances with strong electromagnetic fields and away from magnetic equipment.
7. Please keep the product and accessories away from children. Do not allow children to use the product without supervision.
8. If you need a product with a power adapter, please use the power adapter specified by our company.
9. Please do not disassemble and repair the product or accessories without the authorization of ORICO.
10. If you have any questions during the use of this product, please feel free to contact your dealer or ORICO Customer Service Center.

## Declaration

ORICO Technologies Co., Ltd., all rights reserved.

Thank you so much for purchase ORICO product. Please refer to this manual when using orico product or experienced issues. Additionally, please kindly contact ORICO customer care team if any concern.

ORICO® is registered trademark of ORICO Technologies Co., Ltd.. Any other product, trademark, service or company mentioned herein is trademark or registered trademark of the respective owners.

This manual is for reference only and it's not a guarantee. ORICO Technologies Co., Ltd. reserve all rights of maintenance to this manual and shall not liable for any lost or damage resulting from this manual. Please kindly contact orico customer care team when any concern. ORICO Technologies Co., Ltd shall not liable for compensation and maintenance of the following conditions.

1. Any special, incidental, indirect and secondary lost or damage.
2. Profit and revenue lost or damage.
3. Files, data, drive and device lost or damage.

Note: Compensation for lost or damage resulting from This manual or orico product shall not exceed the payment of your purchase to this product.

## **FCC**

This device complies with part 15 of the FCC Rules. Operation is subject to the following two conditions:  
(1) This device may not cause harmful interference, and  
(2) this device must accept any interference received, including interference that may cause undesired operation.

## **Avis**

- Veuillez ne pas frapper, jeter ou percer le produit et éviter de le laisser tomber, de le presser ou de le plier.
- Veuillez ne pas utiliser ou stocker ce produit dans un environnement humide.
- Veuillez ne pas utiliser le produit dans un environnement chaud et poussiéreux et le tenir à l'écart du feu.

## **Soutien**

Site officiel: [www.orico.cc](http://www.orico.cc)

E-mail du support technique: [supports@orico.com.cn](mailto:supports@orico.com.cn)

## **Aviso**

- No golpee, arroje ni perforo el producto y evite dejarlo caer, apretar o doblar.
- No utilice ni almacene este producto en un ambiente húmedo.
- No utilice el producto en un ambiente cálido y polvoriento y manténgalo alejado del fuego.

## **Apoyo**

Sitio web oficial: [www.orico.cc](http://www.orico.cc)

Correo electrónico de soporte técnico:  
[supports@orico.com.cn](mailto:supports@orico.com.cn)



## Hinweis

- Bitte schlagen, werfen oder durchstechen Sie das Produkt nicht und vermeiden Sie ein Fallenlassen, Quetschen oder Biegen.
- Bitte verwenden oder lagern Sie dieses Produkt nicht in einer feuchten Umgebung.
- Bitte verwenden Sie das Produkt nicht in einer heißen, staubigen Umgebung und halten Sie es von Feuer fern.

## Unterstützung

Official website: [www.orico.cc](http://www.orico.cc)

E-mail des technischen supports:

[supports@orico.com.cn](mailto:supports@orico.com.cn)

## Avviso

- Non colpire, lanciare o forare il prodotto ed evitare di farlo cadere, schiacciare o piegare.
- Si prega di non utilizzare o conservare questo prodotto in un ambiente umido.
- Non utilizzare il prodotto in un ambiente caldo e polveroso e tenerlo lontano dal fuoco.

## Supporto

Sito ufficiale: [www.orico.cc](http://www.orico.cc)

E-mail di supporto tecnico: [supports@orico.com.cn](mailto:supports@orico.com.cn)

深圳市元创时代科技有限公司  
ORICO Technologies Co., Ltd.

---

售后热线/Hotline: 400-6696298 联系热线/Tel: 86-755-25196059

官方网站: [www.orico.com.cn](http://www.orico.com.cn) Website: [www.orico.cc](http://www.orico.cc)

邮箱/E-mail: [supports@orico.com.cn](mailto:supports@orico.com.cn)

公司地址: 深圳市龙岗区吉华街道甘坑社区甘李六路12号中海信创新产业城14栋A1903-1904

Company Add: 1903-1904, 14A, Zhonghaixin Innovation Industrial Park, no.12, Gan Lee Sixth Road, Gankeng Community, Jihua Street, Shenzhen, China

工厂地址: 东莞市常平镇塘角村塘角路24号6号楼201室

---